
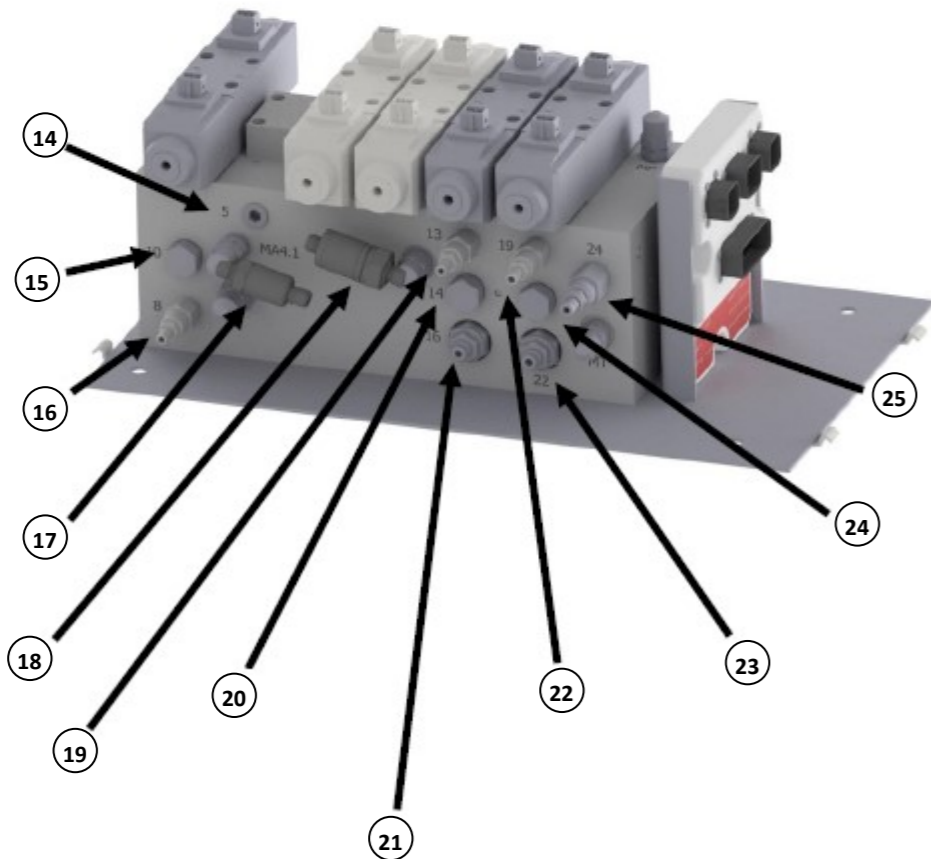
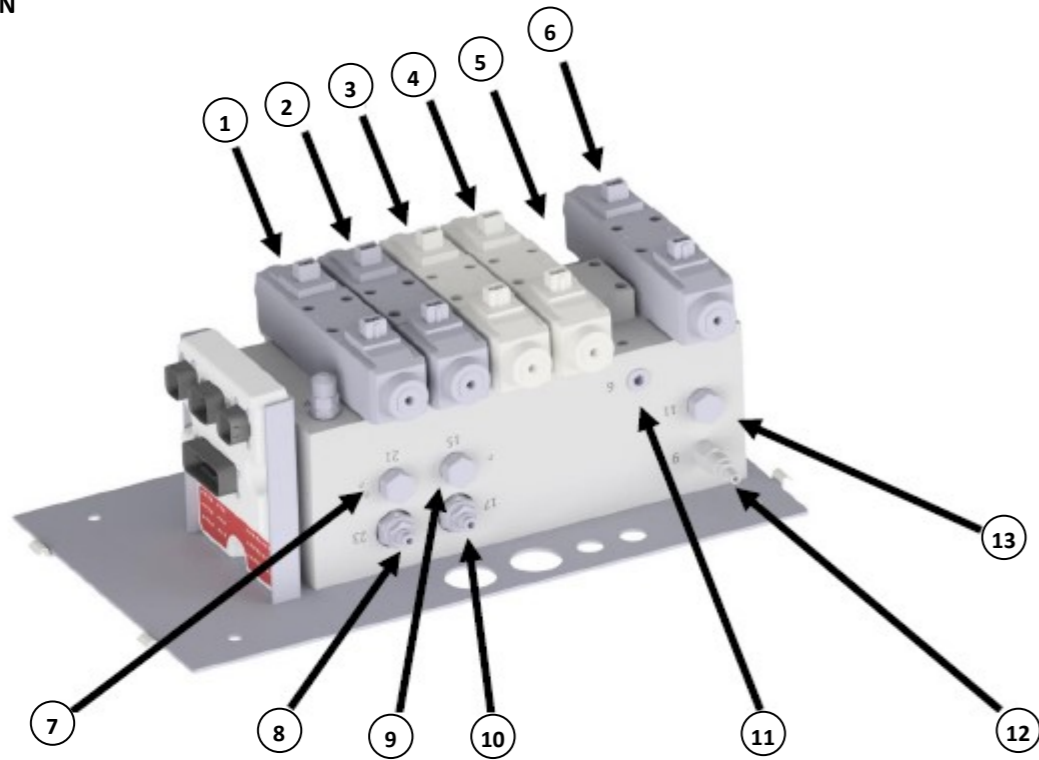


Hydraulics/Cablings HB3N-HB5N




HYD-HB3N-HB5N



	Name	st	Article number	Remark
1	I/O Nod	1	10016419	
2	Valve cable HB3N-HB5N	1	10026416	
3	Diagnostic equipment control system	1	10017011	MC2B
4	Control box MC2B	1	10017672	incl extra auxiliary buttons
5				
6				
7				
8				
9	Pressure sensor MC2 + MC2B (analog)		10016629	
10	Pressure switch adjustable)		10018777	PK 5521 (Digital, adjustable)
11	Radio unit		10018766	ink cable (2m) MC2B
12				
13				
14	Distribution box MC2B		10017629	
15.1	Cabling-5m		10018940	5m
15.2	Cabling-8m		10017396	8m
15.3	Cabling-10m		10017027	10m
15.4	Cabling-12m		10023678	12m
16				
17				
18				
19				

Cabling-HB3N-HB5N



	Name	st	Article number	Remark
1	Directional valve Vickers Ö/C		10004553	
2	Directional valve Vickers Ö/C		10004553	
3	Directional valve Vickers Ö/C		10004341	
4	Directional valve Vickers Ö/C		10004341	
5	Blindlock valve block NG6		10016784	
6	Directional valve Vickers Ö/C		10004553	
7	Pilot back valve		10028587	
8	Flow Control Valve		10028588	
9	Pilot check valve		10028587	
10	Flow Control Valve		10028588	
11				
12	Pressure relief valve		10028589	
13	Pilot check valve		10028587	
14				
15	Pilot check valve		10028587	
16	Pressure relief valve		10028589	
17	Pressure switch analog		10016629	
18	Pressure switch digital		10018777	
19	Pressure relief valve		10028589	
20	Pilot check valve		10028587	
21	Flow Control Valve		10028588	
22	Pressure relief valve		10028589	
23	Flow Control Valve		10028588	
24	Pilot check valve		10028587	
25	Main pressure relief valve		10028590	